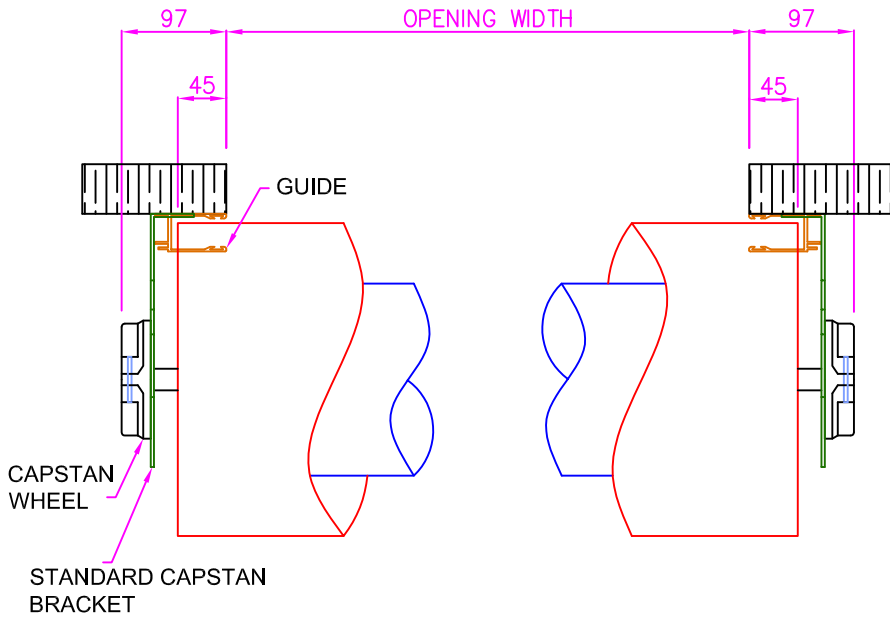


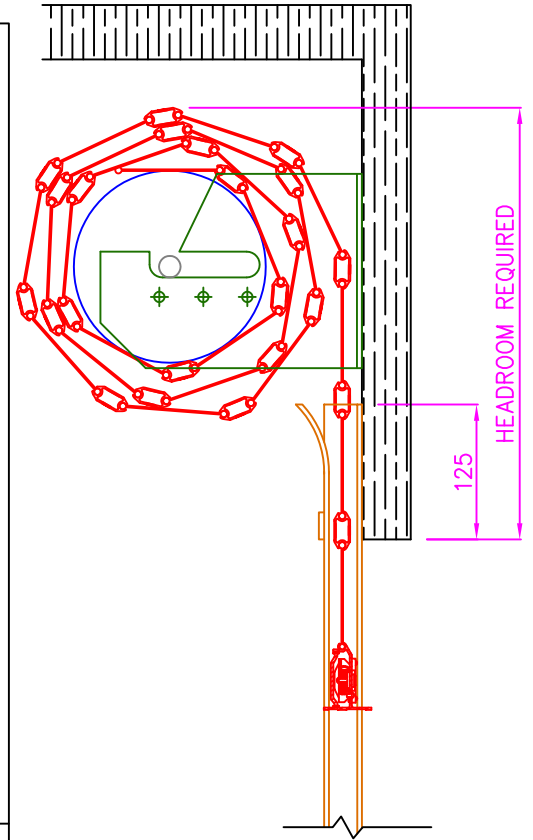
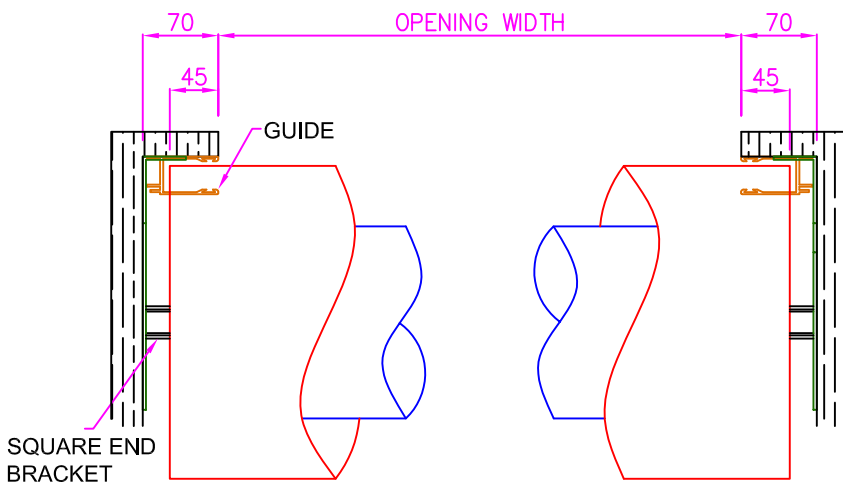
E87 ALUMINIUM 'CLEARVISION' ROLLER SHUTTER

Opening Size Up To 3,500mm wide x 3,000mm high

STANDARD CAPSTAN FIXINGS



SQUARE END FIXINGS



HEADROOM DETAILS

SITE HEIGHT (MM)	HEADROOM REQUIRED
1000	415
1250	415
1500	425
1750	435
2000	445
2250	455
2500	475
2750	485
3000	495
3250	505
3750	515
4000	525

E87 ALUMINIUM 'CLEARVISION' ROLLER SHUTTER

CONFIDENTIAL NOTE: This drawing and its designs, specifications and engineering information disclosed hereon are the property of ANSA DOORS and are not to be disseminated or reproduced without express written consent. The drawing is loaned in confidence and then only for consideration of the matter disclosed hereon. In accepting loan of this drawing, the recipient agrees to keep it and the matter disclosed hereon in confidence and not to use nor permit their use in any way detrimental to ANSA DOORS.

SCALE	AUSTRAL MONSOON ENTERPRISES PTY LTD ATF 'THE ANSA TRUST' TRADING AS ANSA DOORS	
NTS	71-73 Maffra Street Coolaroo Victoria 3048 Australia	P.O Box 201 Dallas, Victoria 3047 Australia
DRAWN		
H.P.L.Y	Phone: (03) 9302 3366	Fax: (03) 9302 3966
DATE	DWG No:	ANSA-AL0005
25/11/10		